

WCT-Brenham
1889 Hwy 290 East
Brenham, TX 77833
979.836.4591

WASHINGTON COUNTY TRACTOR

WCT

WCTractor-Navasota
1310 Spur 515
Navasota, TX 77868
936.825.7577



Serving you since 1939

wctractor.com

Updated September 2009 (SUBJECT TO CURRENT ON HAND PRICING)


TOP Hat Cargo Trailers







Single Axle Cargo Trailers

Order #	Model	Description	Sale Price
		V-Nose Option – add \$300	
TH-47	5x10	5 ft x10 ft steel cargo trailer; white in color; 3500 lb EZ lube torsion axle with electric brakes; 15 inch tires; 3/4" treated plywood floor; 2" BD style coupler; 5'2" height; aluminum fender and front gravel guards; galvanized sheet metal and fenders.	\$2,695.00
TH-47A	5x10 w/side door	5 ft x10 ft steel cargo trailer; white in color; 3500 lb EZ lube torsion axle with electric brakes; 15 inch tires; 3/4" treated plywood floor; side door; single rear door; 2" BD style coupler; 5'2" height; aluminum fender and front gravel guards; galvanized sheet metal and fenders.	\$2,795.00
TH-47B	5x10 w/side door & rear ramp door	5 ft x10 ft steel cargo trailer; white in color; 3500 lb EZ lube torsion axle with electric brakes; 15 inch tires; 3/4" treated plywood floor; side door; spring assist rear ramp door; 2" BD style coupler; 5'2" height; aluminum fender and front gravel guards; galvanized sheet metal and fenders.	\$3,095.00
TH-	6x12 w/side door	6 ft x12 ft steel cargo trailer; white in color; 3500 lb EZ lube torsion axle with electric brakes; 15 inch tires; 3/4" treated plywood floor; side door; single rear door; 2" BD style coupler; 5'2" height; aluminum fender and front gravel guards; galvanized sheet metal and fenders.	\$3,395.00

TH-	6x12 w/side door & rear ramp door	6 ft x12 ft steel cargo trailer; white in color; 3500 lb EZ lube torsion axle with electric brakes; 15 inch tires; 3/4" treated plywood floor; side door; spring assist rear ramp door; 2" BD style coupler; 5'2" height; aluminum fender and front gravel guards; galvanized sheet metal and fenders.	\$3,695.00
-----	---	--	------------

Tandem Axle Cargo Trailers

Order #	Model	Description	Sale Price
	V-Nose Option – add \$300 6ft 8 inch wide – add \$225		
TH-50	6x12 tandem axle w/side door 7000 Lb Gvwr	6 ft x12 ft steel cargo trailer; white in color; 2 - 3500 lb EZ lube torsion axles with electric brakes on both; 15 inch tires; 3/4" treated plywood floor; side door; double rear door; 2" BD style coupler; 6'6" height; aluminum fender and front gravel guards; galvanized sheet metal and fenders. 7000 lb gvwr	\$3,995.00
TH-50A	6x12 tandem axle w/side door & rear ramp door 7000 Lb Gvwr	6 ft x12 ft steel cargo trailer; white in color; 2 - 3500 lb EZ lube torsion axles with electric brakes on both; 15 inch tires; 3/4" treated plywood floor; side door; spring assist rear ramp door; 2" BD style coupler; 6'6" height; aluminum fender and front gravel guards; galvanized sheet metal and fenders; 7000 lb gvwr	\$4,295.00
TH-51	6x16 tandem axle w/side door 7000 Lb Gvwr	6 ft x16 ft steel cargo trailer; white in color; 2 - 3500 lb EZ lube torsion axles with electric brakes on both; 15 inch tires; 3/4" treated plywood floor; side door; double rear door; 2" BD style coupler; 6'6" height; aluminum fender and front gravel guards; galvanized sheet metal and fenders.	\$4,495.00
TH-51	6x16 w/side door & rear ramp door 7000 Lb Gvwr	6 ft x16 ft steel cargo trailer; white in color; 2 - 3500 lb EZ lube torsion axles with electric brakes on both; 15 inch tires; 3/4" treated plywood floor; side door; spring assist rear ramp door; 2" BD style coupler; 6'6" height; aluminum fender and front gravel guards; galvanized sheet metal and fenders.	\$4,795.00

Order #	Model	Description	Sale Price
	V-Nose Option – add \$300		
TH-54	6'8"x16 tandem axle w/side door 9950 Lb Gvwr	6 ft 8 Inch x16 ft steel cargo trailer; white in color; 2 - 5200 lb EZ lube torsion axles with electric brakes on both; ST225/15 LRD tires; 3/4" treated plywood floor; side door; double rear door; 2 5/16" BD coupler; 6'5" height; aluminum fender and front gravel guards; galvanized sheet metal and fenders.	\$5,195.00
TH-54A	6'8"x16 tandem axle w/side door & rear ramp door 9950 Lb Gvwr	6 ft 8 Inch x16 ft steel cargo trailer; white in color; 2 - 5200 lb EZ lube torsion axles with electric brakes on both; ST225/15 LRD tires; 3/4" treated plywood floor; side door; spring assist rear ramp door; 2 5/16" BD coupler; 6'5" height; aluminum fender and front gravel guards; galvanized sheet metal and fenders.	\$5,495.00
TH-54	6'8"x20 tandem axle w/side door 9950 Lb Gvwr	6 ft 8 Inch x20 ft steel cargo trailer; white in color; 2 - 5200 lb EZ lube torsion axles with electric brakes on both; ST225/15 LRD tires; 3/4" treated plywood floor; side door; double rear door; 2 5/16" BD coupler; 6'5" height; aluminum fender and front gravel guards; galvanized sheet metal and fenders.	\$5,895.00
TH-	6'8"x20 tandem axle w/side door & rear ramp door 9950 Lb Gvwr	6 ft 8 Inch x20 ft steel cargo trailer; white in color; 2 - 5200 lb EZ lube torsion axles with electric brakes on both; ST225/15 LRD tires; 3/4" treated plywood floor; side door; spring assist rear ramp door; 2 5/16" BD coupler; 6'5" height; aluminum fender and front gravel guards; galvanized sheet metal and fenders.	\$6,195.00
 	Top Hat Dump Trailers	 	TH-72

TH-68	5X10 BPDP	5'x10 Bumper Pull Dump Trailer;Electric Brakes On Rear Axle; ST225/15 (Load Range D) Tires: Spare Rack; 7000 Lb. Drop Leg Jack; 2 " Inch BD Hitch; 10 GA. Floor; battery storage box; Double Rear Doors; Self Contained Hydraulic Dump; 12 INCH Sides; 7000 Lb. GVWR	\$4,325.00
TH-70	6X12 BPDP	6'x12 Bumper Pull Dump Trailer;Electric Brakes On Both Axle; 235/16 (Load Range E) Tires: Spare Rack; Wrap Tongue; Diamond Plate Fenders; 7000 Lb. Drop Leg Jack; 2 5/16" Inch BD Hitch; Double Rear Doors; Self Contained Hydraulic Dump; Battery Storage box; 2 Ft. Sides; 12,000 Lb. GVWR	\$6,395.00
TH-72	8X16 OTWGN	8'x16' Gooseneck Dump; Load Leveler Coupler; Electric Brakes; 48" High Steel Sides; Dual Tandem With 235/16 (Load Range E) Tires;Spare;10 Guage Floor; Dual 10,000 Lb. Drop Leg Jacks; Dbl Rear Doors; 20,000 Lb. GVWR	\$11,500.00